

# Marin County Market Trends

## New Listings & Listings Going into Contract, Year-over-Year Comparisons

Updated June 23, 2020

### New Listings

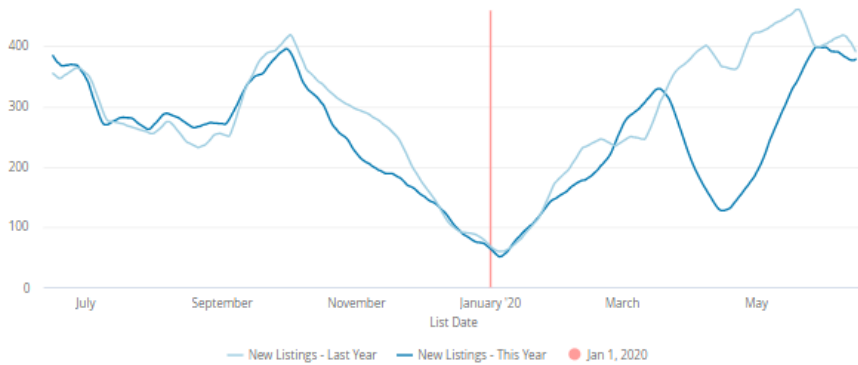
Calculations are on a rolling month (28 day) basis. Compares the latest full year to the prior full year.

379

New Listings - Last 4 Weeks

▼ -3.4% VS LAST YEAR

#### New Listings - Trailing 4 Weeks



### New Contracts

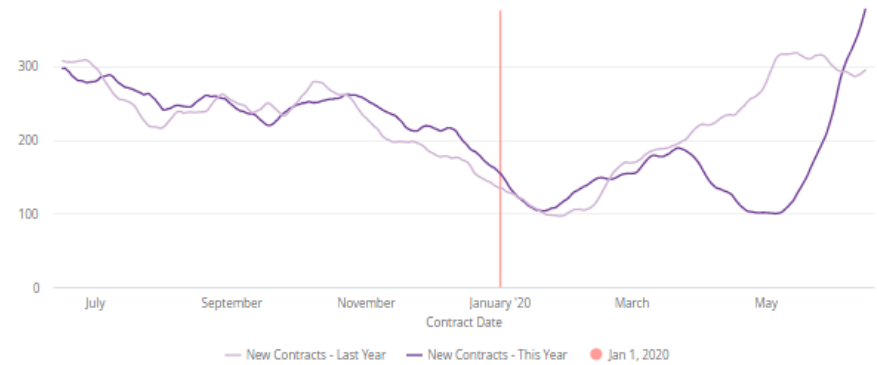
Calculations are on a rolling month (28 day) basis. Compares the latest full year to the prior full year.

378

New Contracts - Last 4 Weeks

▲ 28.0% VS LAST YEAR

#### New Contracts - Trailing 4 Weeks



307

Single Family ▼ -0.8%

71

Condo / Co-op ▼ -12.6%

0

Townhouse 0

303

Single Family ▲ 22.5%

75

Condo / Co-op ▲ 56.0%

0

Townhouse 0

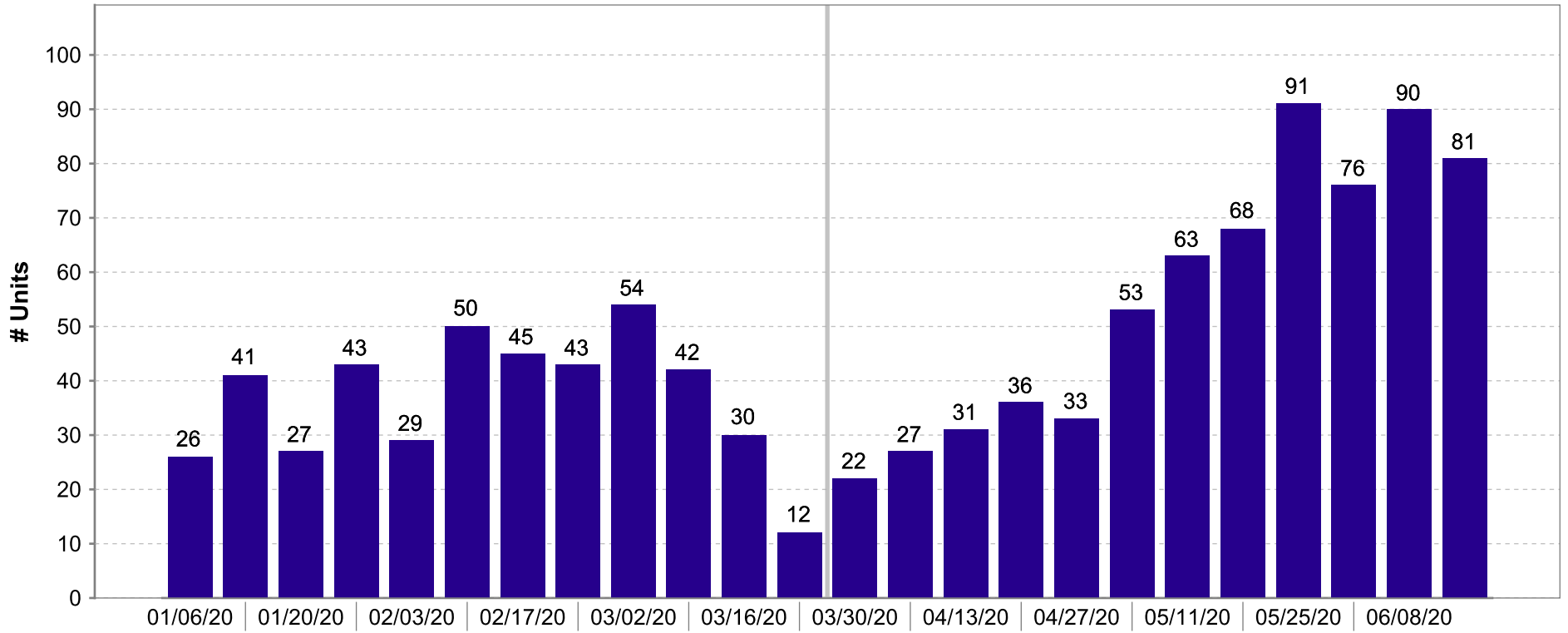
The data herein should be interpreted as approximate and illustrative of general trend lines rather than reflecting exact numbers. Data is sourced from MLS and internal Compass listings data, per all Compass and non-Compass listings from markets for which Compass has an MLS data feed in the greater Bay Area. Data from sources deemed reliable but may contain errors and subject to revision. All numbers are approximate.

COMPASS

# Market Dynamics

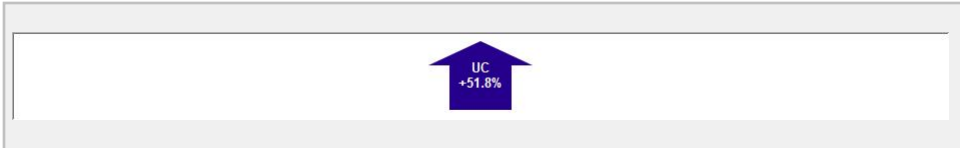
## # Units (UC)

### Last 6 Months (Weekly) 01/06/20 - 06/21/20



**■ Under Contract**  
KEY INFORMATION

	Previous 12 Wk	Last 12 Wk Avg	Change	% Change
Under Contract	36.8	55.9	19.1	51.8



MLS: BAREIS    Period: 6 Months (Weekly)    Price: All    Construction Type: All    Bedrooms: All    Bathrooms: All    Lot Size: All  
 Property Types: Residential: (Single Family, Condo/Coop)    Sq Ft: All  
 Counties: Marin

**Market Dynamics**  
**# Units (UC)**  
**Last 6 Months (Weekly) 01/06/20 - 06/21/20**

Time Period	# Properties For Sale	# Properties Under Contract	# Properties Sold	# Properties Expired	# New Properties Listed
06-15-20	555	81	50	14	85
06-08-20	570	90	59	10	91
06-01-20	564	76	51	9	102
05-25-20	562	91	50	9	72
05-18-20	568	68	48	10	101
05-11-20	539	63	35	9	97
05-04-20	500	53	21	4	95
04-27-20	445	33	25	7	77
04-20-20	410	36	21	6	55
04-13-20	388	31	28	2	45
04-06-20	380	27	36	11	42
03-30-20	386	22	38	26	31
03-23-20	375	12	32	8	16
03-16-20	433	30	43	44	32
03-09-20	448	42	47	5	83
03-02-20	423	54	39	4	81
02-24-20	391	43	47	6	95
02-17-20	346	45	30	5	63
02-10-20	339	50	32	6	55
02-03-20	320	29	27	7	65
01-27-20	305	43	37	7	35
01-20-20	301	27	24	4	36
01-13-20	316	41	25	10	36
01-06-20	311	26	26	5	43